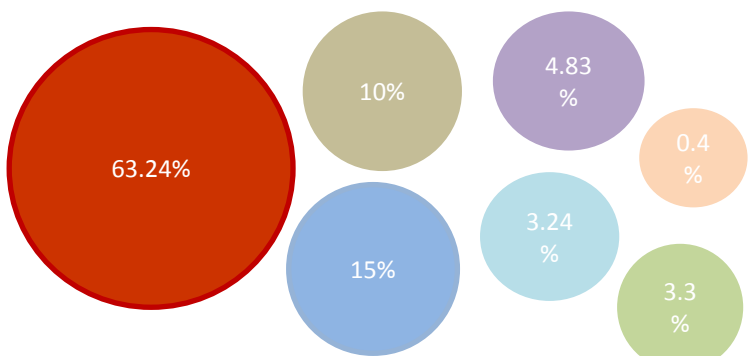


# A SUMMARY OF UNIVERSITY FUNDING & EXPENDITURE 2015/16

Where did the money come from? Total Income **£191.6m**



- Student Tuition Fees- £121.2m
- Other teaching contracts and research training support grants- £28.7m
- Government funding grants- £19.1m
- Funding for research projects- £6.2m
- Income from residences, catering and conferences- £6.3m
- Other Income- £9.3m
- Income from investments- £0.8m

## Surplus

A surplus is required in order to generate cash to fund day to day operations and to re-invest in facilities and equipment to ensure the long term sustainability of the University.



**£21.7m cash flow from operating activities**

With new accounting standards cash flow generation becomes a key financial metric and 15/16 is the third year of generating over £20m of cash from operating activities.

**Income increase of 2.1%.  
Expenditure fall of 5.4%.**

**63% income from tuition fees**

**19,526 student FTE's**

**51.9% of income spent on staff costs**

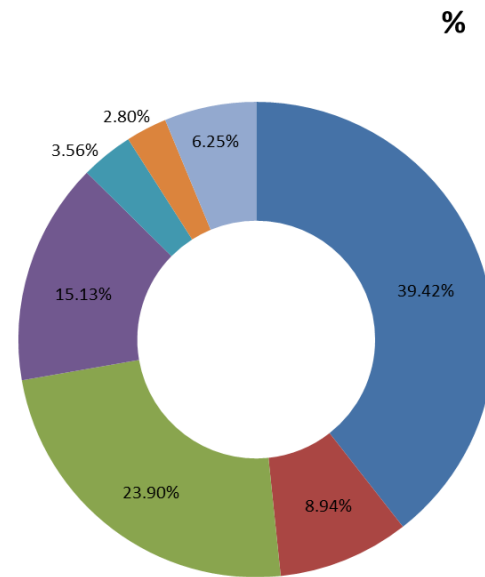

**£8.8m Surplus for the year**



**£31.2m spent on new capital buildings and equipment**

How did we spend it?

Total Expenditure **£182.4m**



- Running academic departments- £71.9m
- Providing academic services- £16.3m
- Administration and student support- £43.6m
- Maintaining our buildings and facilities £27.6m
- Providing residences and catering £6.5m
- Undertaking academic research £5.1m
- Other expenditure £11.4m



**First year of preparation under new accounting standards**

These are extracts from the University of Salford audited financial accounts which are available [here](#)